

Montclair High School

Class of 2019 Outcome Report

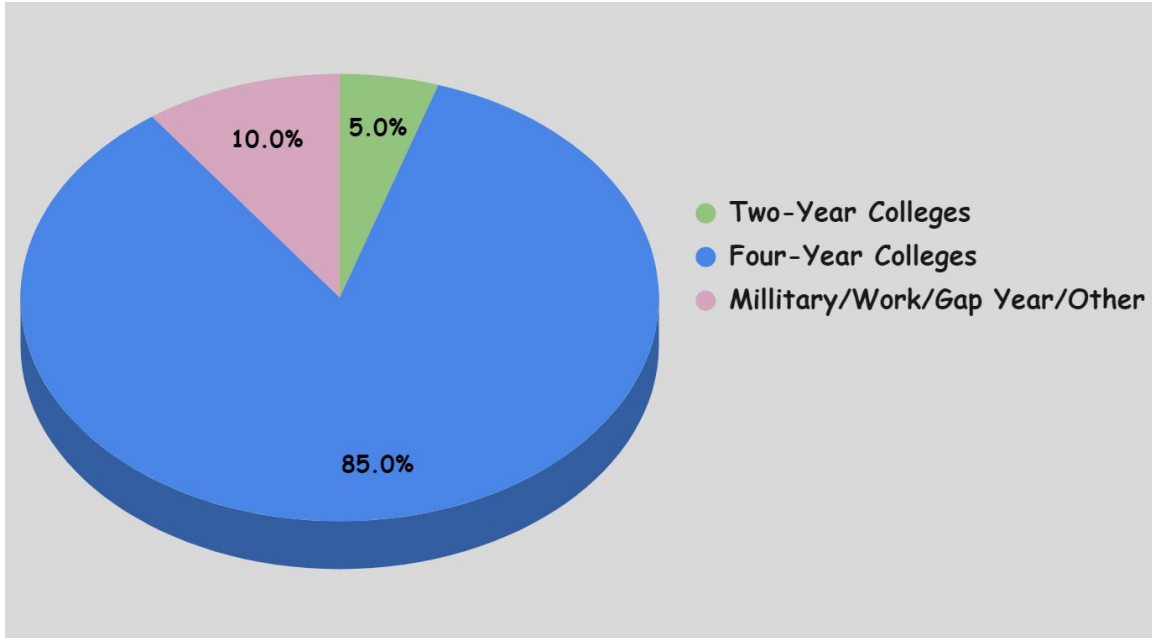
Dustin Bayer, Director of School Counseling



2019 Graduation Profile (n = 474)

Outcome	Number of Students
4-Year College	402
2-Year College	24
Career Education	25
Workforce	7
Military	3
Gap Year	13

2019 Graduation Profile (n = 474)



Class of 2019 Outcome Data by Ethnicity

College Type	Total (n=474)	W (n=250)	B or AA (n=134)	A (n=23)	H (n=57)	Nat. Amer. (n=2)	Multi (n=8)
4-Year College	402	231	94	21	46	2	8
2-Year College	24	1	17	1	5	0	0
Career Ed.	25	4	17	0	4	0	0
Gap Year	13	10	2	1	0	0	0
Military	3	1	1	0	1	0	0
Employed	7	3	3	0	1	0	0

Ethnicity Data Analysis (Continued)

College Type	W (n=250)	B or AA (n=134)	A (n=23)	H (n=57)
4-Year College	91%	67%	88%	70%
2-Year College	<1%	12%	4%	8%
Total Attending College	92%	79%	92%	78%
Gap Year	4%	1%	4%	0%
Career Ed.	<1%	12%	0%	6%
Military	<1%	<1%	0%	2%
Employed	1%	2%	0%	1%

Gender Data Analysis

<u>College Type</u>	<u>Male</u>	<u>Female</u>	<u>Total</u>
4-Year College	200	202	402
Public In-State	42	26	68
Private In-State	10	10	20
Public Out-of-State	56	50	106
Private Out-of-State	92	116	208
2 Year College	14	10	24
Public In-State	9	9	18
Private In-State	0	0	0
Public Out-of-State	3	1	4
Private Out-of-State	2	0	2

Class of 2019: Application Information

Montclair High School

School Profile 2019-2020

100 Chestnut Street
Montclair, NJ 07042

973.509.4100 School's Main Office
973.509.4118 Guidance Center
http://mhs.mpsdnj.us

CEEB: 310820

Principal
Anthony Grosso

Assistant Principals
Mirta Alsina
Reginald Clark
Eileen Gilbert
Sally Howell-Rembert

Director of School Counseling
Dustin Bayer

School Counseling Staff
Lauren Csuka
Chanda Fields
Sophia Kenny
Raissa Maynard
Siobhan Meyer
Nicholas Santangelo
Shirley Sharples
Gina Testa
Hugh Witter

Montclair is a traditional comprehensive high school offering three small learning communities in the residential community of 41,000 people of Essex County, NJ. Our small learning communities consist of STEM (Science, Technology, Engineering, and Mathematics), CGI (Civics and Government Institute), and CSJ (Center for Social Justice). Our four-year college preparatory program offers Advanced Placement as well as options in honors and high honors. Additionally, Montclair HS offers dual enrollment opportunities with Montclair State University (MADE), Seton Hall University and Kean University. If you would like to discuss any part of this report or the student's application, please call the Office of School Counseling.

Class Periods/Course Credit

Prior to the 19-20 School Year, Montclair HS operated on an eight-period day where students were enrolled in seven courses at a time. Classes met 44 minutes per day. Students had the opportunity to earn additional credits by taking zero period, or a ninth period elective.

19-20 School Year: Montclair HS adopted a double-rotating drop schedule. Students are enrolled in eight classes at a time with a community lunch. Classes meet for 52 minutes per day.

Credit is awarded at the end of the course; 36 weeks for yearlong courses and 18 weeks for semester courses. All courses earn 5 credits except for semester courses, which earn 2.5 credits and quarter courses which earn 1.25 credits. Advanced science courses are awarded 6 credits because they have an additional laboratory period. *Note: 5 or 6 credits = 1 credit year.* Students enrolled in CGI, CSJ, and STEM learning communities are required to take an additional academic elective which impedes their ability to take other courses outside the required curriculum.

Grading Scale

A = 90 - 100
B = 80 - 89
C = 70 - 79
D = 60 - 69
F = 0 - 59

GPA

All courses are included in the grade point average calculations except transfer grades from other educational institutions or programs, audited courses, and pass/fail courses. Summer School courses are included in the GPA if the student has repeated the course. GPA is calculated on a weighted 4.0 scale. Honors courses are designated with "H," High Honors courses are designated with "HH" and Advanced Placement courses are designated with "AP". All designations appear after the course. GPA is calculated using the grid below:

	A	B	C	D	F
AP/High Honors	5.0	4.0	3.0	2.0	0
Honors	4.5	3.5	2.5	1.5	0
Academic	4.0	3.0	2.0	1.0	0

Graduation Requirements

All students are required to complete a minimum of 122 credits and demonstrate proficiency in both English Language Arts and Mathematics in one of the approved state assessments. This will earn them a general diploma.

English	20 credits
Mathematics	15 credits; must include Algebra I, Geometry, and a third year of math that builds upon Algebra and Geometry skills
Science	15 credits (must include Biology, an additional lab science including Chemistry, Environmental Science, or Physics; and a third lab/inquiry-based science course)
US History	10 credits for all students: US History I (Pre-Colombian to 1896); US History II (1897 to present)
World History and Cultures	5 credits
Health & Physical Education	15 credits (3.75 credits per year of health, safety, and physical education during each year of enrollment, distributed as 150 minutes per week, as required by N.J.S.A. 18A:35-5, 7 and 8)
World Language	5 credits or proficiency through testing. <i>Students planning to enter or transfer into a four year college or university are highly encouraged to take 10 credits of the same language.</i>
Financial Literacy	2.5 credits (content also taught in Government Studies H and Social Justice Lab)
21st Century Life and Careers, or Career-Technical Education	5 credits
Fine Arts	5 credits

School Profile: 2015 - 2019

Class	Students	Avg. GPA	Avg. PSAT	Avg. SAT 1600	Avg. ACT	Submitted Apps	Apps per student	% Accepted
2019	474	3.741	1092	1231	25	3621	7.6	33%
2018	487	3.77	1109	1211	25	3597	7.4	40%
2017	505	3.709	1078	1157	25	3419	6.8	44%
2016	466	3.689	1059	1136	25	3089	6.6	45%
2015	441	3.534	1054	1123	24	2844	6.4	58%

School Profile Analysis

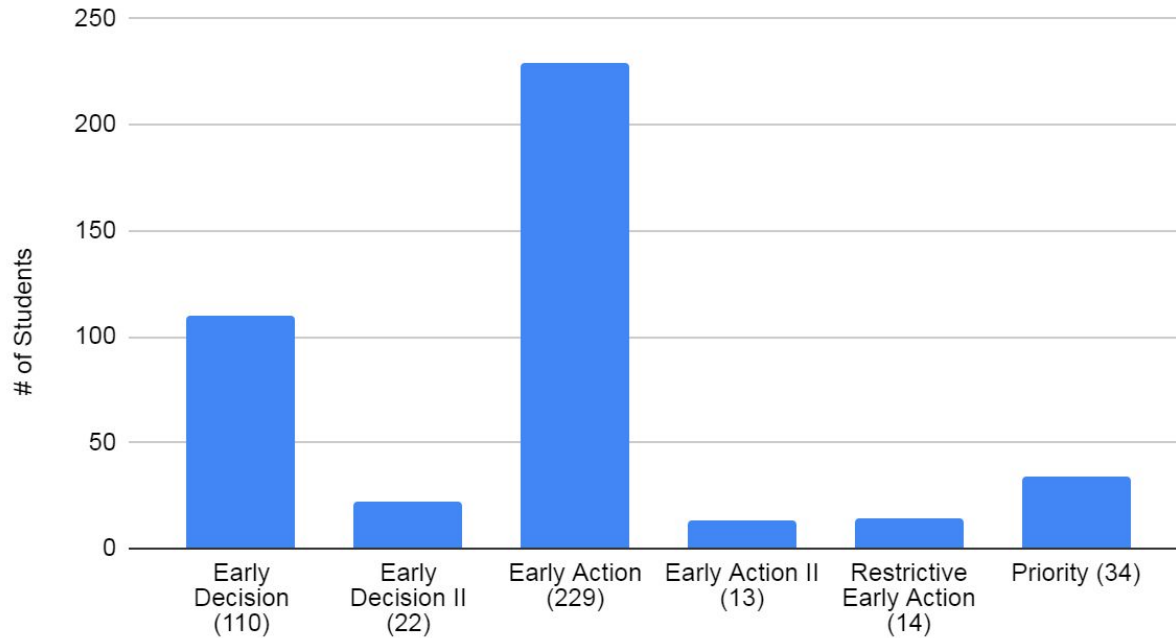
- Average SAT scores have increased every year
 - Over 100 points since 2015
 - 2018-2019 MHS Average 1231
 - 2018-2019 NJ State Average 1089
- Average GPA scores have steadily increased with a slight decline from 2018 to 2019
- While student body sizes have remained similar, the number of student applications to colleges has rapidly increased
 - 777 more applications in 2019 than in 2015
 - Nearly a 100 more applications each year
 - Application per student rate has increased 1.2 applications per student over 5 years
- Increased student applications = decreased college acceptance rates

CLASS OF 2019

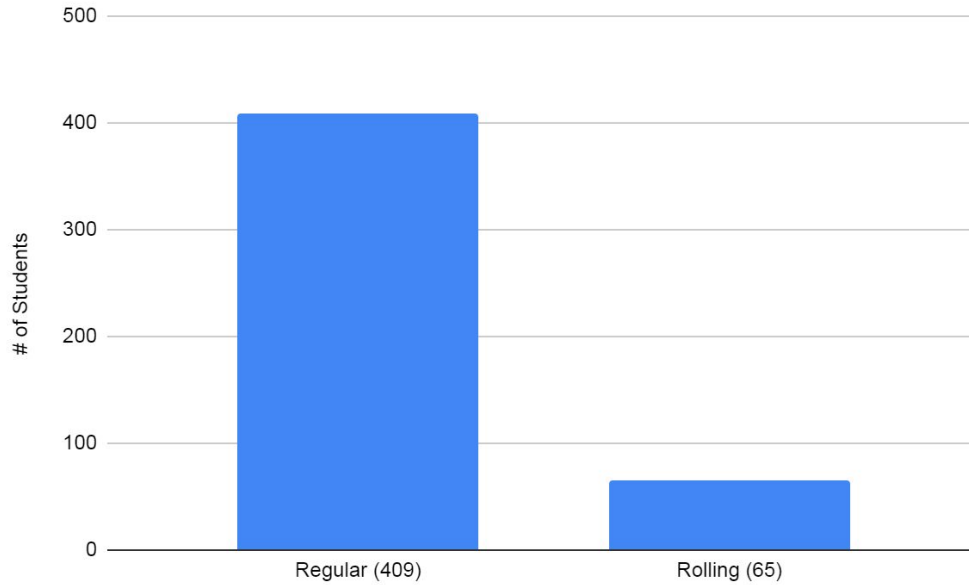
Top 10 Most Popular Colleges by Application

10. Temple University	46
9. Boston University	50
8. Tulane University	51
7. New York University	53
6. Syracuse University	53
5. University of Vermont	54
4. Montclair State University	55
3. Pennsylvania State University	63
2. Northeastern University	77
1. Rutgers University-New Brunswick	109

Early Application Statistics (n = 474)



Regular and Rolling Application Statistics (n = 474)

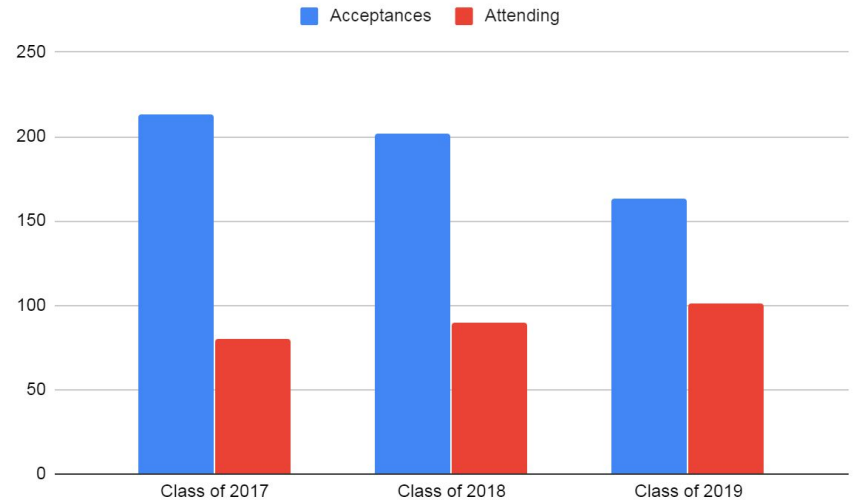


Class of 2019 Application Analysis

- 22% of the senior class applied Early Decision
- 45% of the senior class submitted at least 1 Early Action application
- 80% of the senior class submitted at least 1 Regular Decision Application
- **By November 15th, 1,027 applications were submitted to colleges and universities on behalf of more than 50% of the MHS Senior Class**

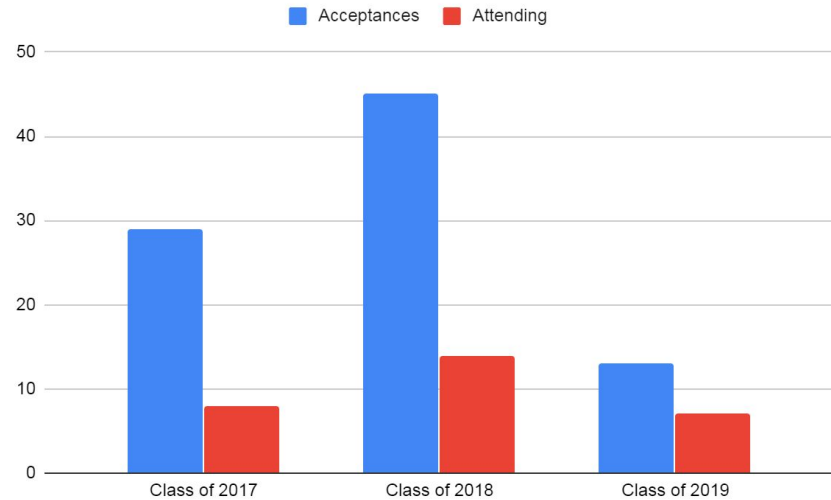
Barron's Most Competitive Class of 2019

- 1238 Applications
- 163 Acceptances
- 13% Acceptance Rate
- 101 Students Attending “Most Competitive” Schools



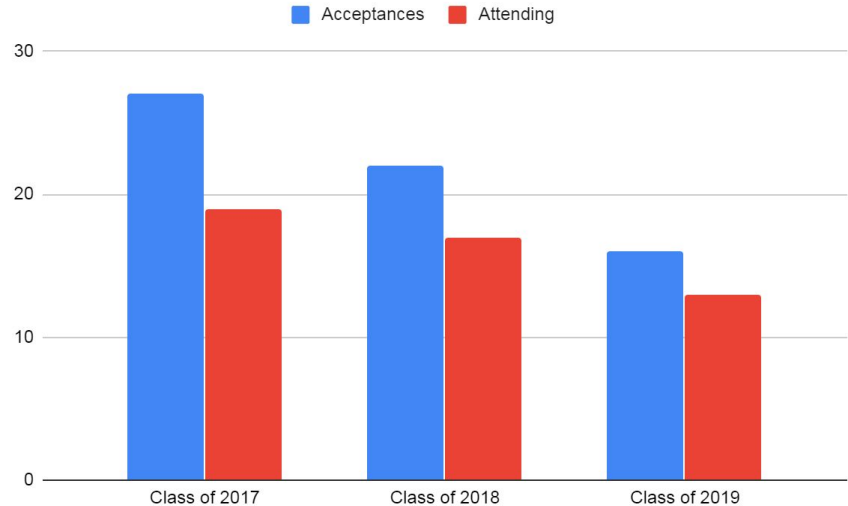
Historically Black Colleges and Universities (HBCU)

- 79 Applications
- 13 Acceptances
- 16% Acceptance Rate
- 7 Students Attending HBCU'S



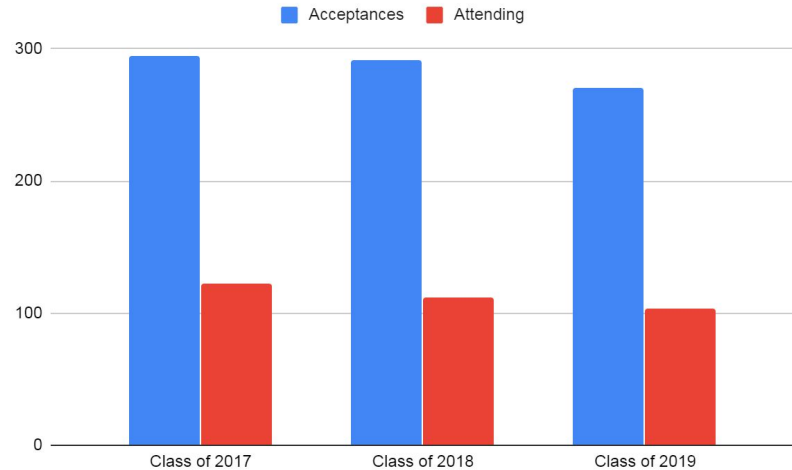
Ivy League Class of 2019

- 240 Applications
- 16 Acceptances
- 7% Acceptance Rate
- 13 Students Attending Ivy League Colleges and Universities



New Jersey Colleges Class of 2019

- 734 Applications
- 271 Acceptances
- 37% Acceptance Rate
- 103 Students Attending New Jersey Colleges



Key Insights

- MHS Seniors are graduating with a post-secondary plan
- MHS Seniors are applying to more colleges, and earlier than ever before
 - More than 50% of seniors submit an application before November 15th
- Increased number of students attending “Most Competitive” Colleges
- Significant increase in GPA, and SAT scores
- Matriculation rates at MHS remain high for all MHS students. Black/African American and Hispanic students have the highest rates of Career Education placements. White and Asian Students have the highest rates of two- and four-year college placements
- Early Action and Early Decision deadlines have placed significant demands on the counselors, teachers, students and parents to complete applications to more colleges, earlier than ever before

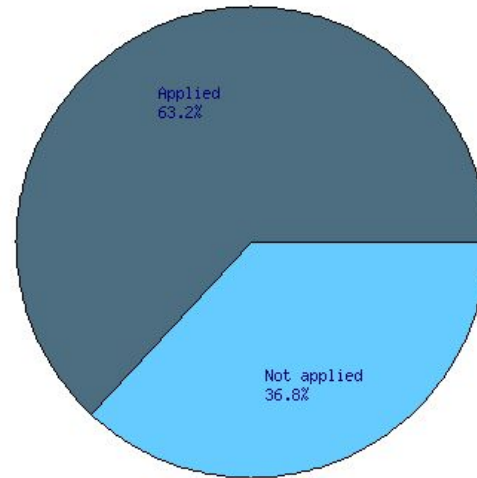
College & Career Planning at MHS

- College & Career Fair (150+ Institutions)
- 120+ Individual College Admissions Reps Visit MHS Each Year
- On-Site Admissions Day
- Alumni Panel
- Admissions Representatives Panel
- HBCU OnTour
- HBCU College Fair
- Evening Parent Information Sessions
- Naviance Classroom Units
- AP Potential Report - Student/Parent Outreach
- Northeastern & Tufts Evening Events
- Financial Aid Nights
- FAFSA Workshop - (Partnering with MEA & MSU)
- In Works with the District to Create an Innovative College & Career Center
- MADE Program/Dual Enrollment Opportunities

Class of 2020 Preliminary Data

- 355 Students Have Submitted At Least 1 Application
- 108 Early Decision Applications
- 276 Early Action Applications
- **Most Colleges Will Release EA and ED Decisions by December 15th, 2019**

Class of 2020 Snapshots (for all students)
Students with submitted applications ▼





Thank you!

Dustin Bayer, Director of School Counseling
dbayer@montclair.k12.nj.us

